

KEDIA ADVISORY



# DAILY BASE METALS REPORT

1 January 2026

Kedia Stocks and Commodities Research Pvt. Ltd.

SEBI Registration Number: INH000006156 | Disclaimer: <https://kediaadvisory.com/disclaimer>



## MCX Base Metals Update

Commodity	Expiry	Open	High	Low	Close	% Change
COPPER	30-Jan-26	1317.85	1326.95	1261.00	1285.50	-51.85
ZINC	30-Jan-26	307.95	308.75	305.35	307.65	-1.27
ALUMINIUM	30-Jan-26	294.75	297.85	294.60	296.95	-1.49
LEAD	30-Jan-26	182.65	183.25	182.50	182.65	-8.66

## Open Interest Update

Commodity	Expiry	% Change	% Oi Change	Oi Status
COPPER	30-Jan-26	-3.88	-1.11	Long Liquidation
ZINC	30-Jan-26	-0.44	-1.27	Long Liquidation
ALUMINIUM	30-Jan-26	-0.52	-1.49	Long Liquidation
LEAD	30-Jan-26	-0.38	-8.66	Long Liquidation

## International Update

Commodity	Open	High	Low	Close	% Change
Lme Copper	12249.00	12636.00	12235.00	12635.55	3.48
Lme Zinc	3088.40	3144.80	3088.40	3132.05	1.44
Lme Aluminium	2977.10	2987.60	2956.05	2987.15	1.22
Lme Lead	2009.07	2030.55	2008.93	2015.43	0.37
Lme Nickel	15716.00	16828.38	15716.00	16775.63	6.60

## Ratio Update

Ratio	Price
Gold / Silver Ratio	57.47
Gold / Crudeoil Ratio	25.98
Gold / Copper Ratio	105.37
Silver / Crudeoil Ratio	45.21
Silver / Copper Ratio	183.35

Ratio	Price
Crudeoil / Natural Gas Ratio	15.46
Crudeoil / Copper Ratio	4.06
Copper / Zinc Ratio	4.18
Copper / Lead Ratio	7.04
Copper / Aluminium Ratio	4.33

## Technical Snapshot



BUY ALUMINIUM JAN @ 295 SL 293 TGT 297-299. MCX

### Observations

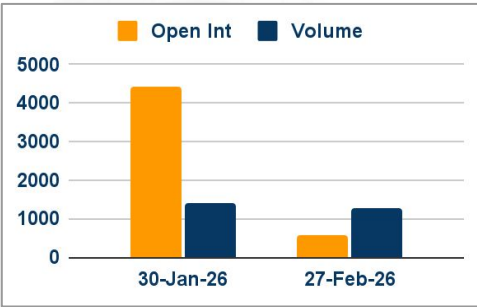
Aluminium trading range for the day is 293.3-299.7.

Aluminium prices dropped on profit booking amid growing concerns of low supply.

Global primary aluminium output in November rose 0.5% year on year to 6.086 million tonnes – IAI

Inventories in warehouses monitored by the Shanghai Futures Exchange rose 1.0% from December 26.

### OI & Volume



### Spread

Commodity	Spread
ALUMINIUM FEB-JAN	3.50
ALUMINI JAN-DEC	2.15

### Trading Levels

Commodity	Expiry	Close	R2	R1	PP	S1	S2
ALUMINIUM	30-Jan-26	296.95	299.70	298.40	296.50	295.20	293.30
ALUMINIUM	27-Feb-26	300.45	303.60	302.10	300.10	298.60	296.60
ALUMINI	31-Dec-25	295.80	298.70	297.20	295.40	293.90	292.10
ALUMINI	30-Jan-26	297.95	302.10	300.10	297.80	295.80	293.50
Lme Aluminium		2987.15	3008.55	2997.95	2977.00	2966.40	2945.45

## Technical Snapshot



BUY COPPER JAN @ 1280 SL 1272 TGT 1288-1294. MCX

## Observations

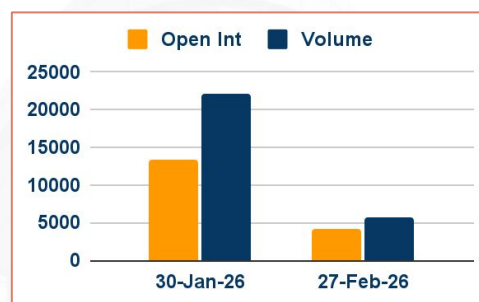
Copper trading range for the day is 1225.3-1357.1.

Copper prices fell as the dollar strengthened and some investors took profit.

The Yangshan copper premium is finishing the year at \$51 a ton, after hitting a three-month high of \$55 last week.

Copper output in Chile, fell 7.18% year-on-year in November to 451,815 metric tons, statistics agency INE said.

## OI &amp; Volume



## Spread

Commodity	Spread
COPPER FEB-JAN	18.20

## Trading Levels

Commodity	Expiry	Close	R2	R1	PP	S1	S2
COPPER	30-Jan-26	1285.50	1357.10	1321.40	1291.20	1255.50	1225.30
COPPER	27-Feb-26	1303.70	1371.90	1337.80	1305.90	1271.80	1239.90
Lme Copper		12635.55	12903.00	12769.00	12502.00	12368.00	12101.00

## Technical Snapshot



BUY ZINC JAN @ 306 SL 304 TGT 308-310. MCX

## Observations

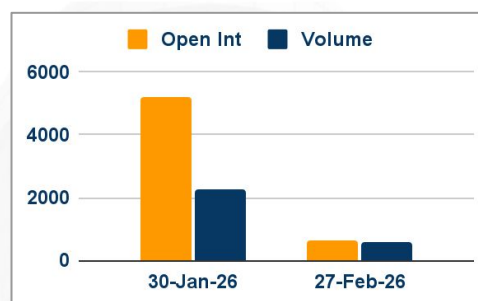
Zinc trading range for the day is 303.9-310.7.

Zinc dropped on profit booking after prices gained amid speculative buying on worries about tighter supply.

Pressure also seen dragged down by revived demand concerns triggered by a raft of remaining weak data in China.

Zinc inventories in warehouses monitored by the Shanghai Futures Exchange dropped 4.3% from December 26.

## OI &amp; Volume



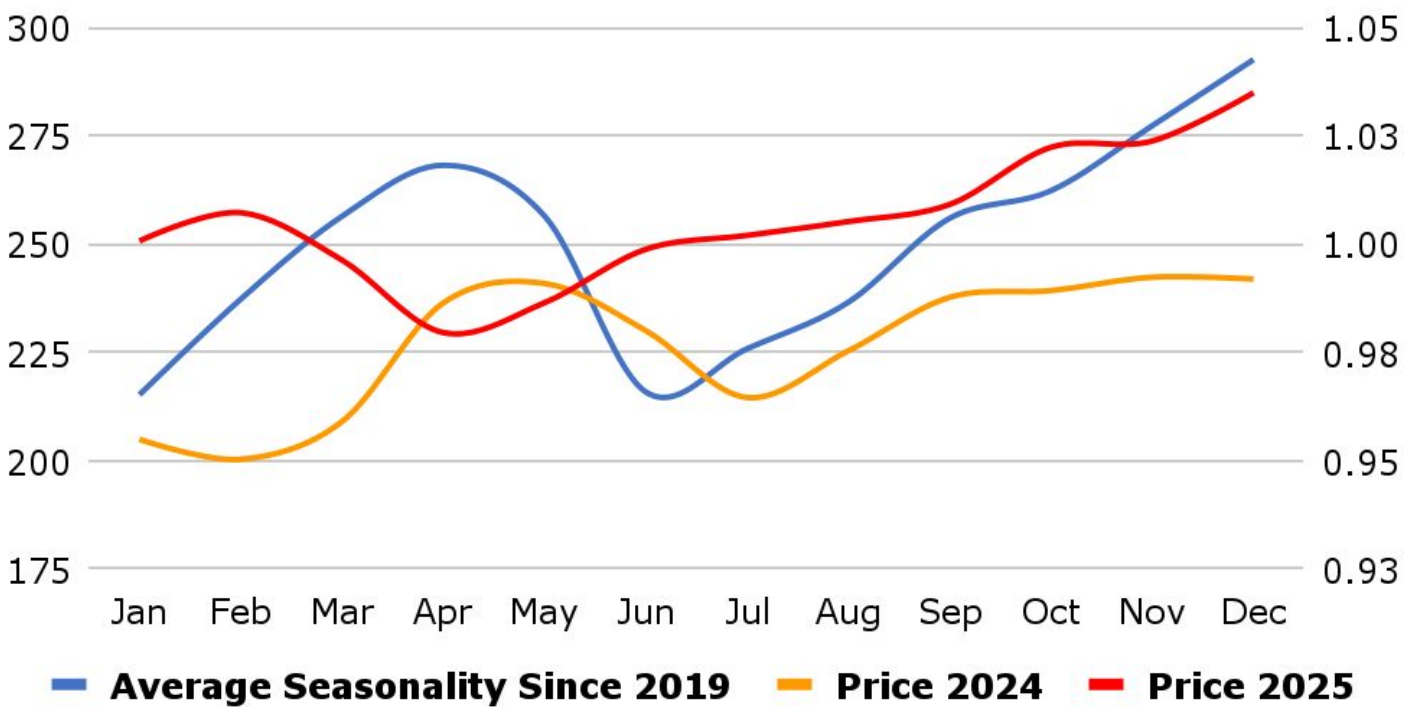
## Spread

Commodity	Spread
ZINC FEB-JAN	0.15
ZINCMINI JAN-DEC	1.45

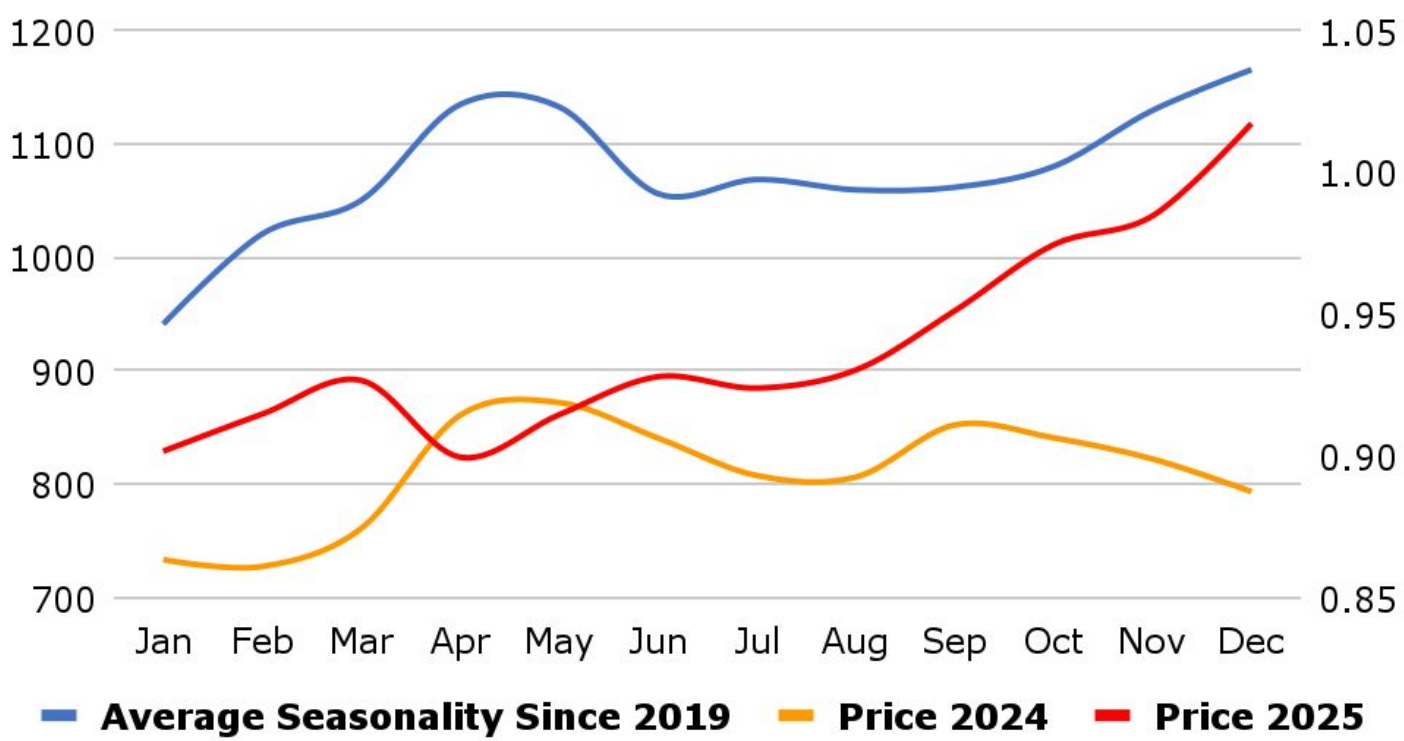
## Trading Levels

Commodity	Expiry	Close	R2	R1	PP	S1	S2
ZINC	30-Jan-26	307.65	310.70	309.30	307.30	305.90	303.90
ZINC	27-Feb-26	307.80	310.30	309.10	307.20	306.00	304.10
ZINCMINI	31-Dec-25	306.50	309.50	308.00	306.50	305.00	303.50
ZINCMINI	30-Jan-26	307.95	310.80	309.40	307.60	306.20	304.40
Lme Zinc		3132.05	3178.40	3155.60	3122.00	3099.20	3065.60

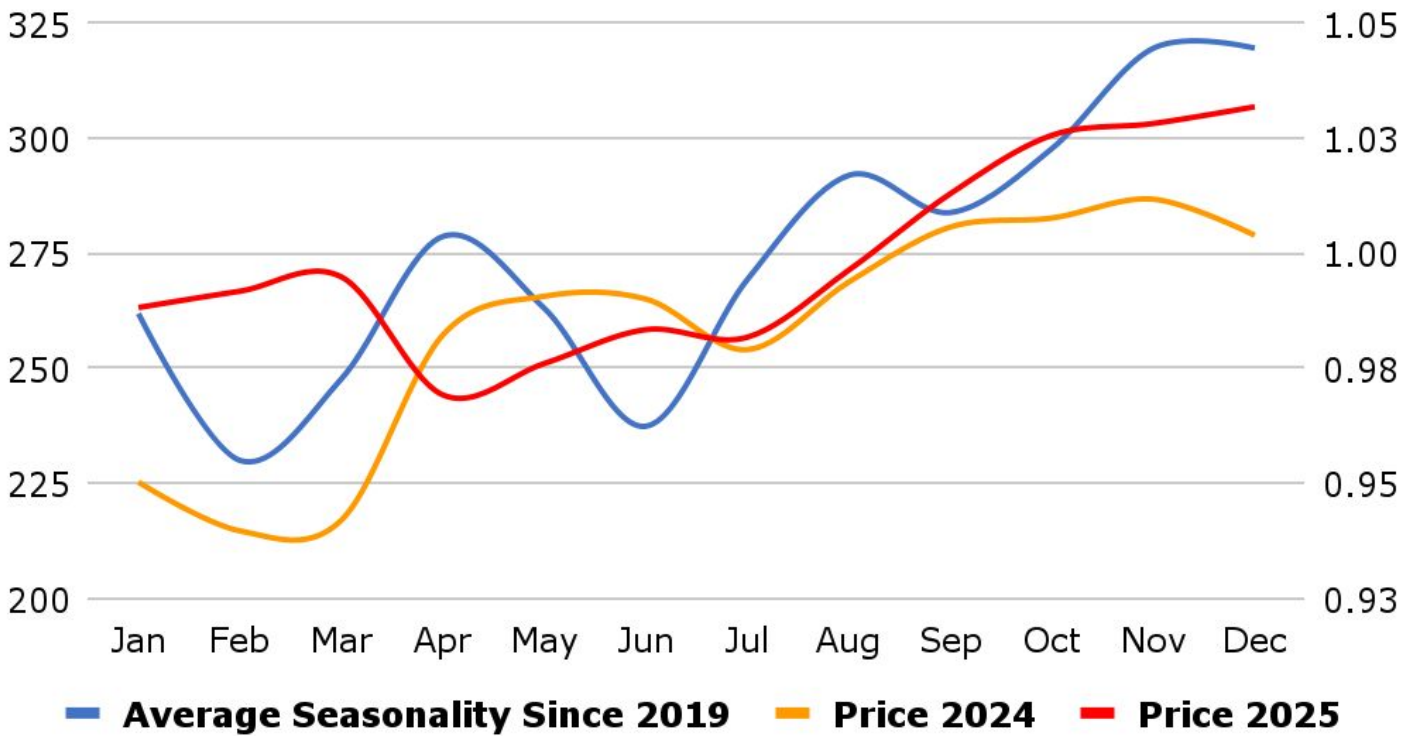
MCX Aluminium Seasonality



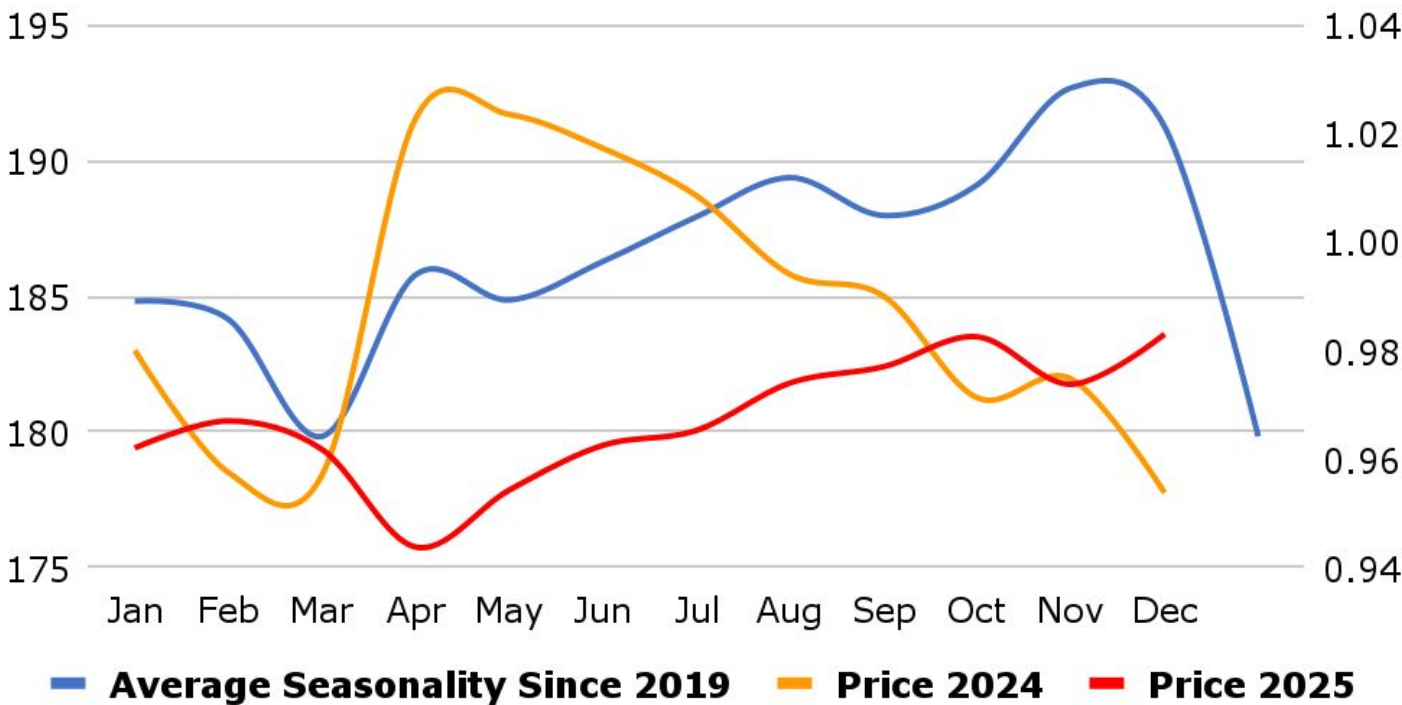
MCX Copper Seasonality



MCX Zinc Seasonality



MCX Lead Seasonality





## Weekly Economic Data

Date	Curr.	Data
Dec 29	USD	Pending Home Sales m/m
Dec 29	USD	Crude Oil Inventories
Dec 29	USD	Natural Gas Storage
Dec 30	EUR	Spanish Flash CPI y/y
Dec 30	USD	HPI m/m
Dec 30	USD	S&P/CS Composite-20 HPI y/y
Dec 30	USD	Chicago PMI
Dec 31	USD	FOMC Meeting Minutes
Dec 31	USD	API Weekly Statistical Bulletin
Dec 31	CNY	Manufacturing PMI
Dec 31	CNY	Non-Manufacturing PMI
Dec 31	CNY	RatingDog Manufacturing PMI
Dec 31	USD	Unemployment Claims

Date	Curr.	Data
Jan 2	GBP	Nationwide HPI m/m
Jan 2	EUR	Spanish Manufacturing PMI
Jan 2	EUR	Italian Manufacturing PMI
Jan 2	EUR	French Final Manufacturing PMI
Jan 2	EUR	German Final Manufacturing PMI
Jan 2	EUR	Final Manufacturing PMI
Jan 2	EUR	M3 Money Supply y/y
Jan 2	EUR	Private Loans y/y
Jan 2	GBP	Final Manufacturing PMI
Jan 2	USD	Final Manufacturing PMI

## News you can Use

The U.S. Federal Reserve agreed to cut interest rates at its December meeting only after a deeply nuanced debate about the risks facing the U.S. economy right now, according to minutes of the latest two-day session. Even some of those who supported the rate cut acknowledged "the decision was finely balanced or that they could have supported keeping the target range unchanged," given the different risks facing the U.S. economy, according to the minutes. In economic projections released after the December 9-10 meeting, six officials outright opposed a cut and two of that group dissented as voting members of the Federal Open Market Committee. "Most participants" ultimately supported a cut, with "some" arguing that it was an appropriate forward-looking strategy "that would help stabilize the labor market" after a recent slowdown in job creation. "Some participants suggested that, under their economic outlooks, it would likely be appropriate to keep the target range unchanged for some time after a lowering of the range at this meeting," the minutes said of a debate that saw officials dissent both in favor of tighter and looser monetary policy, an unusual outcome for the central bank that has now happened at two consecutive meetings.

China's official NBS Non-Manufacturing PMI rose to 50.2 in December 2025 from 49.5 in the prior month, marking the highest level since August and beating market forecasts of 49.8. The improvement highlighted Beijing's ongoing efforts to shore up domestic demand through increased fiscal spending, consumption incentives, and supportive policy measures, which helped underpin activity in services toward year-end. Supplier delivery times were broadly unchanged (51.3 vs. 51.2), indicating stable supply chains and limited logistical strain. Finally, sentiment improved to a nine-month high (56.5 vs. 56.2), boosted by hopes of further policy easing and a gradual recovery in domestic demand. China's NBS Composite PMI Output Index edged up to 50.7 in December 2025 from 49.7 in the previous month, marking the highest reading since June. Manufacturing activity grew ahead of year-end following declines in the previous eight months. Meanwhile, the service sector expanded at its fastest pace in four months, supported by ongoing efforts from Beijing to bolster domestic demand through targeted fiscal spending, consumption support measures, and accommodative policy settings.

# Stay Ahead in Markets with Kedia Advisory



Get Live Commodity & Equity Market Updates backed by in-depth research, data-driven insights, and expert analysis.



## Why Kedia Advisory

- Real-time market updates
- Key levels & trend direction
- Research-based market views
- Trusted by active traders & investors

**Visit: Kedia Advisory Website**

[www.kediaadvisory.com](http://www.kediaadvisory.com)

CLICK HERE



**SCAN ME**



**Kedia Stocks and Commodities Research Pvt Ltd**

SEBI REGISTRATION NUMBER : INH000006156

Aadinath Commercial, Opp. Mumbai University, Vasant Valley Road, Khadakpada, Kalyan West

Investment in securities market are subject to market risks, read all the Related documents carefully before investing.



**Scan the QR to  
connect with us**



**KEDIA ADVISORY**

## **KEDIA STOCKS & COMMODITIES RESEARCH PVT LTD.**

Mumbai. INDIA.

For more details, please contact Mobile: +91 9619551022

Email: [info@kediaadvisory.com](mailto:info@kediaadvisory.com)

SEBI REGISTRATION NUMBER - INH000006156

For more information or to subscribe for monthly updates

Visit [www.kediaadvisory.com](http://www.kediaadvisory.com)

This Report is prepared and distributed by Kedia Stocks & Commodities Research Pvt Ltd. for information purposes only. The recommendations, if any, made herein are expressions of views and/or opinions and should not be deemed or construed to be neither advice for the purpose of purchase or sale through KSCRPL nor any solicitation or offering of any investment /trading opportunity. These information/opinions/ views are not meant to serve as a professional investment guide for the readers. No action is solicited based upon the information provided herein. Recipients of this Report should rely on information/data arising out of their own investigations. Readers are advised to seek independent professional advice and arrive at an informed trading/investment decision before executing any trades or making any investments. This Report has been prepared on the basis of publicly available information, internally developed data and other sources believed by KSCRPL to be reliable. KSCRPL or its directors, employees, affiliates or representatives do not assume any responsibility for or warrant the accuracy, completeness, adequacy and reliability of such information/opinions/ views. While due care has been taken to ensure that the disclosures and opinions given are fair and reasonable, none of the directors, employees, affiliates or representatives of KSCRPL shall be liable for any direct, indirect, special, incidental, consequential, punitive or exemplary damages, including lost profits arising in any way whatsoever from the information/opinions/views contained in this Report. The possession, circulation and/or distribution of this Report may be restricted or regulated in certain jurisdictions by appropriate laws. No action has been or will be taken by KSCRPL in any jurisdiction (other than India), where any action for such purpose (s) is required. Accordingly, this Report shall not be possessed, circulated and/ or distributed in any such country or jurisdiction unless such action is in compliance with all applicable laws and regulations of such country or jurisdiction. KSCRPL requires such a recipient to inform himself about and to observe any restrictions at his own expense, without any liability to KSCRPL. Any dispute arising out of this Report shall be subject to the exclusive jurisdiction of the Courts in India.